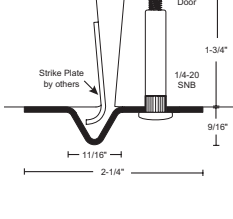
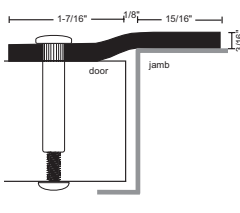
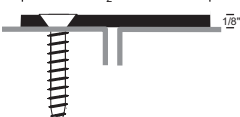




INSTALLATION INSTRUCTIONS

139SP, 1390SP 1392SP Astragal



See ngp.com for
All Applicable
Certifications for
this Product.



POSITIVE PRESSURE
TESTED GASKETING
MATERIALS FOR
FIRE DOORS FOR
APPLICATION TO
HOLLOW-METAL-
TYPE FIRE DOORS
RATED UP TO 3
HOURS AND WOOD-
TYPE FIRE DOORS
RATED UP TO
1½ HOURS.
CATEGORY J

ngp.com

1-800-NGP-RUSH

FAX: (800) 255-7874

QUOTES: quotes@ngp.com

ORDERS: orders@ngp.com



INSTALLATION INSTRUCTIONS

139SP, 1390SP 1392SP

Astragal

1. Cut astragal to fit.
2. Position on door face with astragal overlapping gap and other door a minimum of $\frac{3}{4}$ " (required by U.L. on fire-rated doors).
3. Mark screw holes.
4. Drill pilot holes for screws using a $\frac{11}{64}$ " drill bit (139SP) or $\frac{3}{8}$ " bit for SNB's (1390SP, 1392SP).
5. Install with #12 x $1\frac{1}{4}$ " SMS or SNB (1390SP, 1392SP).
6. Adjust position so astragal does not impede proper closing and latching of door.



ngp.com
1-800-NGP-RUSH

FAX: (800) 255-7874
QUOTES: quotes@ngp.com
ORDERS: orders@ngp.com

NGP MEMPHIS

4985 East Raines Road
Memphis, TN 38118

CARSON CITY

3689 Arrowhead Drive
Carson City, NV 89706