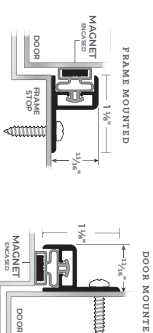


NCP

T59M

Magnetic Seal



See ngjp.com for All Applicable Certifications for this Product.

- Aluminum Alloy 6063, T5 Temper
- Thermoplastic Polymer: Polyvinyl Chloride (PVC) Formulated with an Environmentally Friendly Bio-Based Plasticizer Magnet Encased in Black Vinyl
- Flame/Moisture Resistant
- Screw Holes are Slotted for Adjustment

SEAL

ngjp.com
1-800-NCP-RUSH

INSTALLATION INSTRUCTIONS

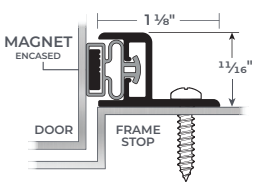


WARNING:

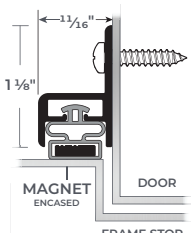
These products can expose you to the chemical DINP Diisononyl phthalate, known to the State of California to cause cancer and/or developmental and reproductive harm. For more information, go to P65Warnings.ca.gov.

159M

FRAME MOUNTED



DOOR MOUNTED



1. Cut to fit.
2. Mark screw holes.
3. Drill pilot holes for screws using a $\frac{7}{64}$ " drill bit.
4. On head and lock side, close door and install on stop of frame with magnetic strip in contact with door with screws provided.
5. On hinge side, close door and install on door with magnetic strip in contact with jamb, with screws provided.
6. Adjust to insure seal does not impede proper closing and latching of the door.



ngp.com

1-800-NGP-RUSH

FAX: (800) 255-7874

QUOTES: quotes@ngp.com

ORDERS: orders@ngp.com

MEMPHIS

4985 East Raines Road
Memphis, TN 38118

CARSON CITY

3689 Arrowhead Drive
Carson City, NV 89706