

## Door Aligning Astragals

- Keeps pairs of doors aligned properly
- Prevents over-swing of active leaf which may cause binding
- Allows latching and locking hardware to function properly
- Mounts neatly to edge of inactive leaf around the lock strike and/or flush bolts

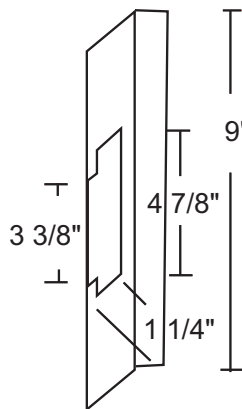
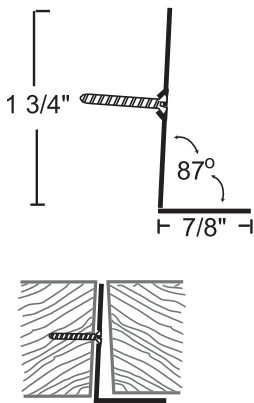
- 9" height
- For 1 3/4" beveled edge doors
- 1/4" radius corners
- 20 gauge cold rolled steel
- DKB powder coat finish standard

### Available Options

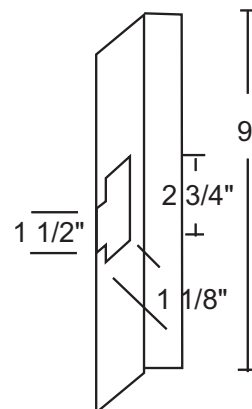
- Powder coat color options - see page EA1
- #304 Stainless Steel 20 ga., #4 brushed finish - suffix "SS"



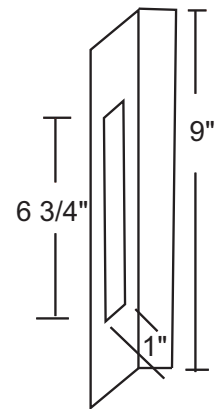
575-Blank  
575-ASA  
575-T  
575-FB



575-ASA

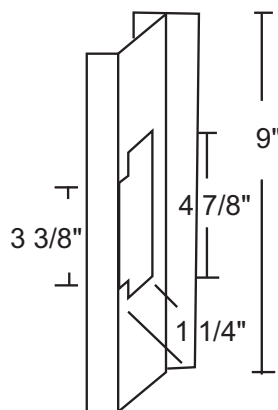
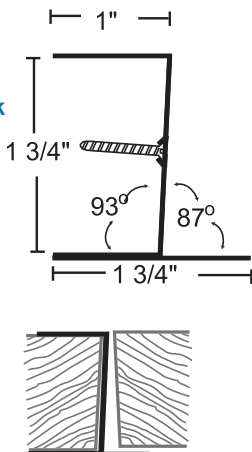


575-T

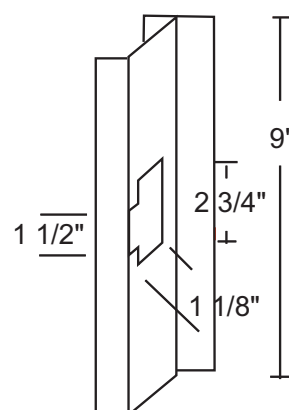


575-FB  
Standard  
Flush Bolt

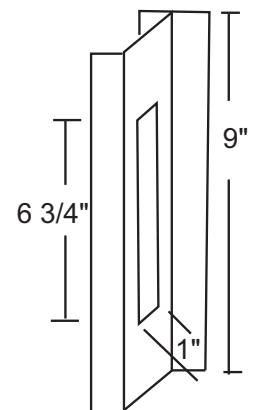
565-Blank  
565-ASA  
565-T  
565-FB



565-ASA



565-T



565-FB  
Standard  
Flush Bolt