

Automatic Door Bottoms - Heavy Duty Mortise

- Use with a threshold for maximum sealing capability
- Nylon brush recommended for carpet applications where no threshold is provided
- Anodized aluminum end caps furnished standard. DKB end caps available - please specify
- Specify exact net length required to avoid field sizing
- 36" and longer may be cut up to 4" in the field.
- Under 36" should not be cut in the field, order net length
- 36" and longer are furnished 1/2" shorter than ordered to fit within net door size. (i.e. 36" is furnished 35-1/2")

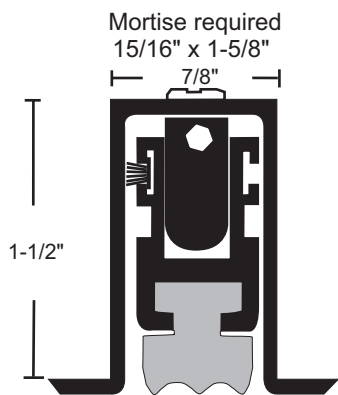
All products this section



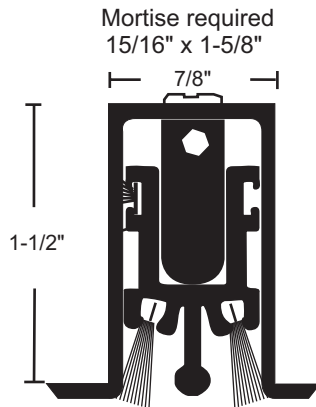
neoprene is black
nylon brush is gray
#4 x 5/8" SMS furnished

Fits Wood Fire Door Mortise Restrictions

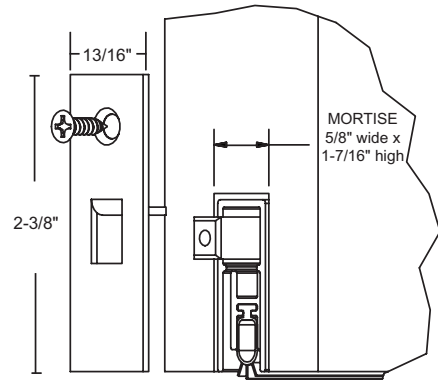
Mortise Mounted



423N neoprene
BHMA certified
3/4" Max Drop



683 nylon brush
7/8" Max Drop
Available 11" to 48" in length

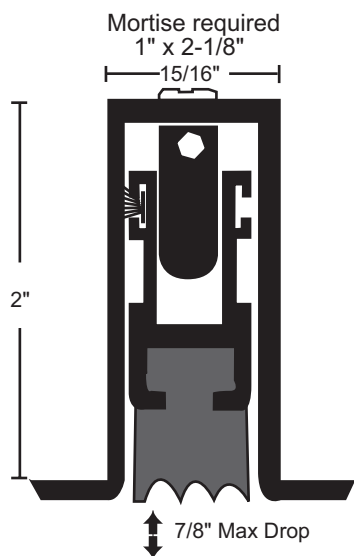


1/16" thick mortise for mounting bracket
Max Drop 1/2"

781S silicone Available 23" to 96" in length

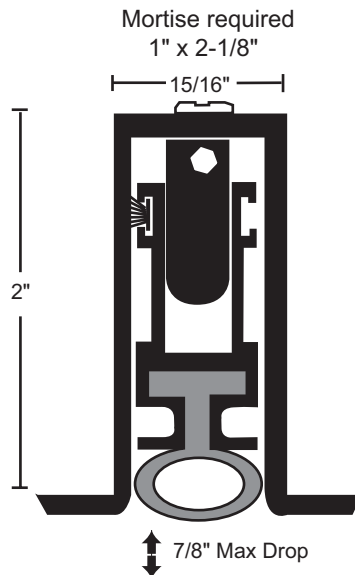
Door Edge mounting brackets allow easy access for removal and cleaning the door bottom drop mechanism. Perfect for use in healthcare and other facilities subject to stringent standards and inspections

Available 11" to 48" in length
Available with lead insert for radiation shield - Specify "lead-lined"
BHMA certified to ANSI/BHMA A156.22, 1,000,000 cycle test-grade 1



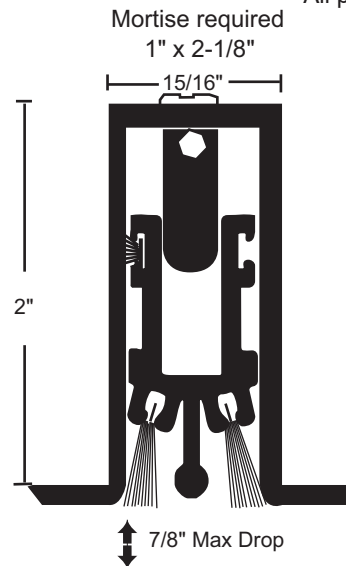
422N neoprene
Available 11" to 60" in length

Available with lead insert for radiation shield - specify "lead lined"



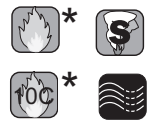
522N neoprene
BHMA certified
Available 11" to 60" in length

BHMA certified to ANSI/BHMA A156.22, 1,000,000 cycle test-grade 1



682 nylon brush
Available 11" to 60" in length

All products this section



*up to 3 hrs. metal doors, 45 minute wood doors (does not fit mortise restrictions of some wood door manufacturers)