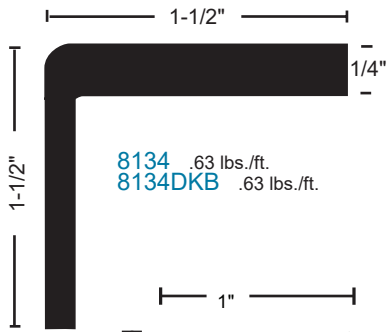


Edge Components

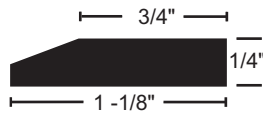
All products this page



BHMA 100 except 8134



8134 .63 lbs./ft.
8134DKB .63 lbs./ft.



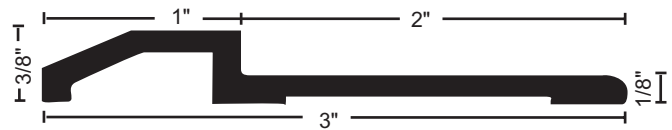
8136 .30 lbs./ft.
8136DKB .30 lbs./ft.



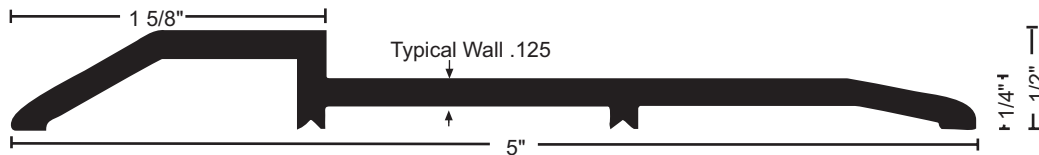
8138 .27 lbs./ft.



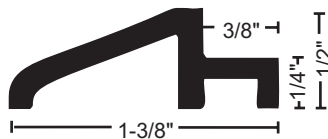
8133 .31 lbs./ft.
8133DKB .31 lbs./ft.



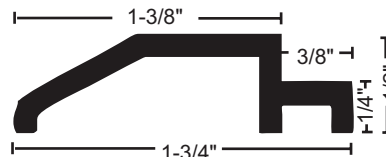
8139 .44 lbs./ft.
8139DKB .44 lbs./ft.



882 .83 lbs./ft.



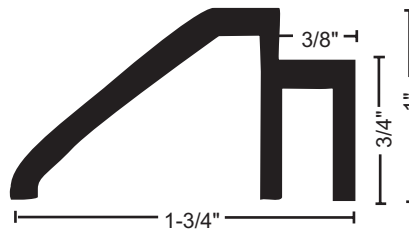
8137 .26 lbs./ft.
8137DKB .26 lbs./ft.



8140 .28 lbs./ft.
8140DKB .28 lbs./ft.



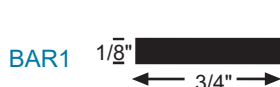
8141 .34 lbs./ft.
8141DKB .34 lbs./ft.



8152 .44 lbs./ft.
8152DKB .44 lbs./ft.

Bar Supports

Used as support under threshold assemblies



BAR1



BAR2



BAR4