

Architectural Bronze Custom Thresholds

All products this page



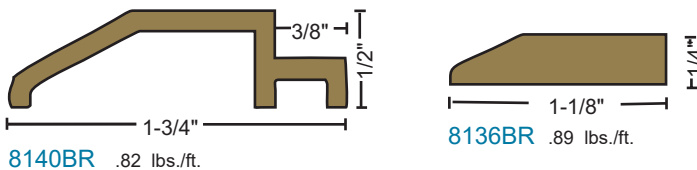
Choose from various height and width components to build custom thresholds to meet special job requirements. See the custom fabricated threshold example illustrated on page T4. For assistance contact our tech support team.

Select the proper height edge components. Select the appropriate center plates to construct the width needed. Plates may be butted together or ripped to make specific widths. Support joints and wider spans with bar supports.

Threshold assembly plates may be used fluted or smooth side up. Slip-resistant SIA finish can be applied to all parts.

Threshold assembly components may be ordered separately for field assembly or welded into one piece units in our custom fabrication shop. They are supplied undrilled unless a template is provided. Ripping and beveling options are available. All custom fabricated assemblies have a tolerance of +/- 1/16".

If a welded assembly is desired, specify "welded".



Architectural Bronze satin finish (728) similar to US4.

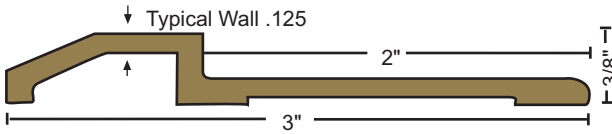
Optional finishes:

Polished (721), suffix "POL"

Dark oxidized oil rubbed (722)

similar to US10B, suffix "DKB"

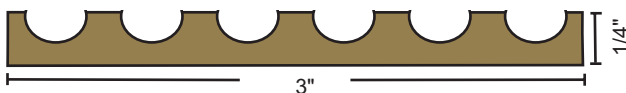
Slip-resistant, suffix "SIA"



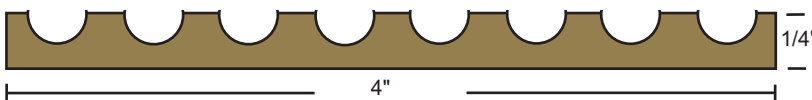
8139BR 1.25 lbs./ft. **BHMA CERTIFIED**



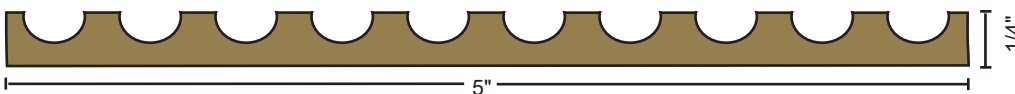
8142BR 1.30 lbs./ft. **BHMA CERTIFIED**



8143BR 2.07 lbs./ft. **BHMA CERTIFIED**



8144BR 2.88 lbs./ft. **BHMA CERTIFIED**



8145BR 3.70 lbs./ft. **BHMA CERTIFIED**



8146BR 4.25 lbs./ft. **BHMA CERTIFIED**

Bar Supports **BHMA CERTIFIED**

used as support under threshold assemblies

