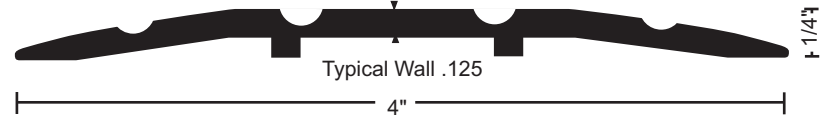
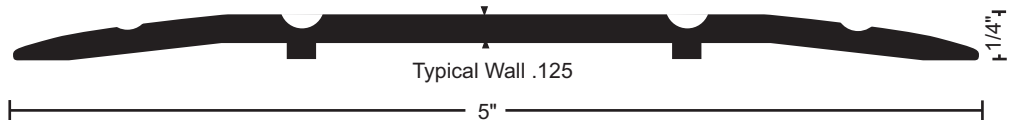


Saddle Thresholds

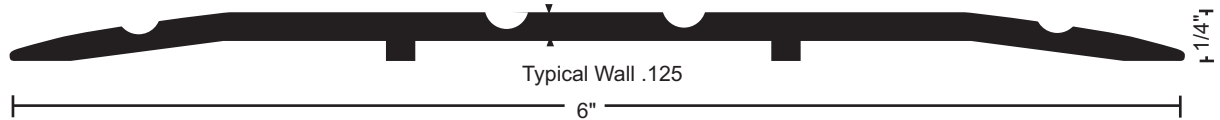
All thresholds this page



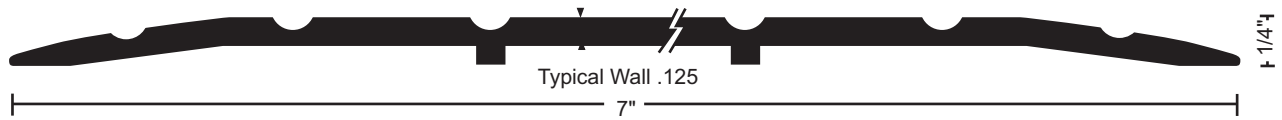
413 .53 lbs./ft.
413DKB .53 lbs./ft.



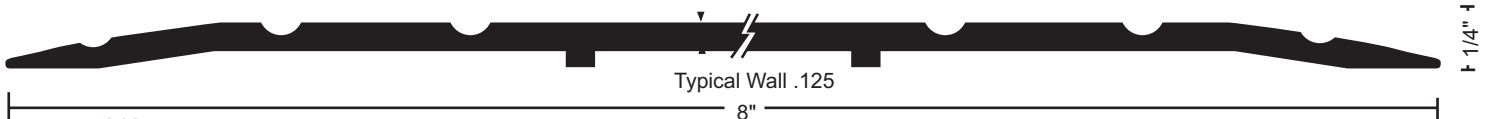
513 .68 lbs./ft.
513DKB .68 lbs./ft.



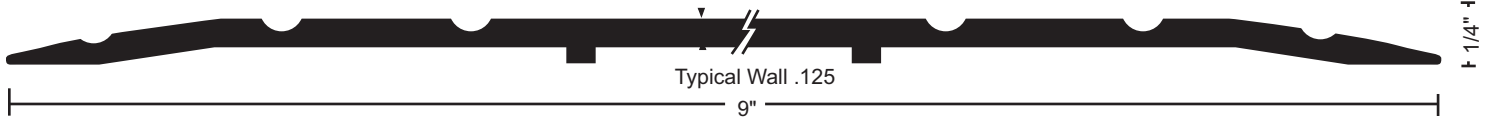
613 .88 lbs./ft.
613DKB .88 lbs./ft.



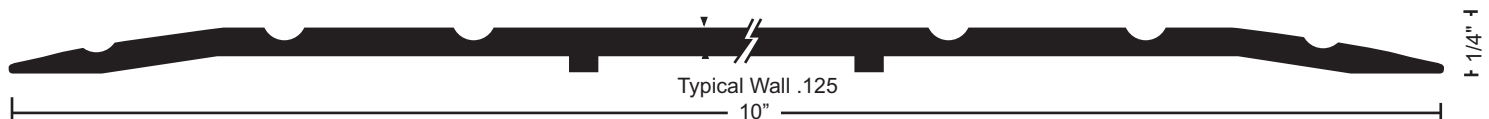
713 1.01 lbs./ft.
713DKB 1.01 lbs./ft.



813 1.20 lbs./ft.
813DKB 1.20 lbs./ft.



913 1.41 lbs./ft.
913DKB 1.41 lbs./ft.



1013 1.63 lbs./ft.
1013DKB 1.63 lbs./ft.

MATERIALS & FINISHES

- Aluminum mill finish
- DKB - Aluminum dark bronze finish



- Optional: Slip Resistant SIA Finish

FASTENERS

#10 x 1-1/2" FH zinc plated wood screws furnished. Dark bronze supplied with DKB thresholds.