

Thermal Break Saddle Thresholds

All thresholds this page



Thermal Break thresholds feature a rigid thermoplastic spline creating a separation to prevent the transfer of outside temperature and frost through the threshold.

MATERIALS & FINISHES

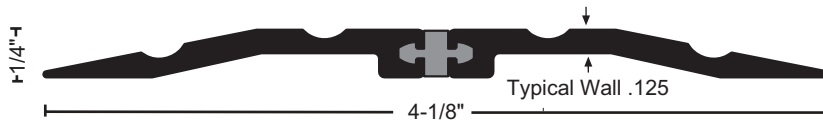
- Aluminum mill finish
- DKB - Aluminum dark bronze finish



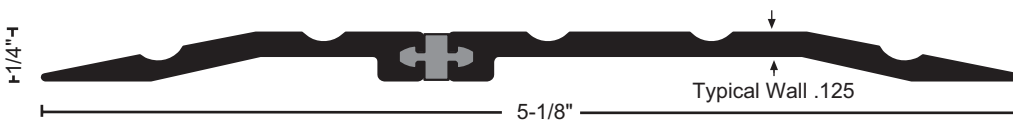
- Optional: Slip Resistant SIA Finish

FASTENERS

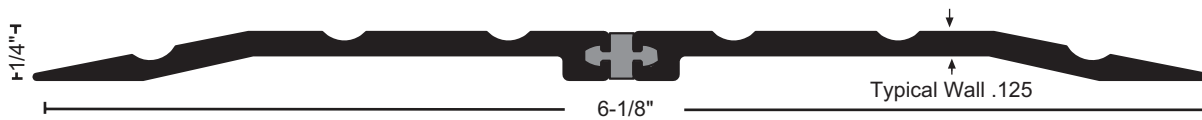
#10 x 1-1/2" FH zinc plated wood screws furnished. Dark bronze supplied with DKB thresholds.



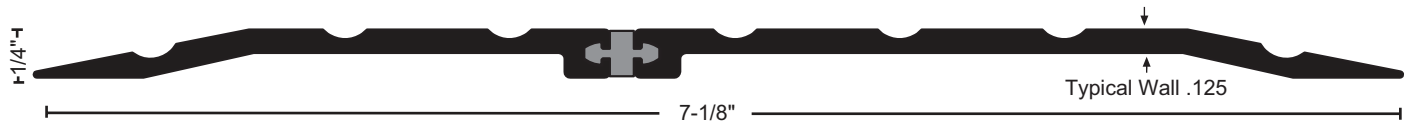
8413 .57 lbs./ft.
8413DKB .57 lbs./ft.



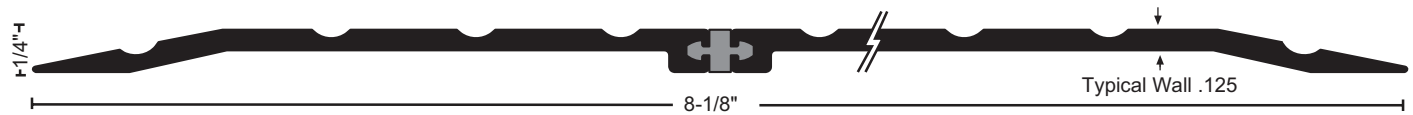
8513 .70 lbs./ft.
8513DKB .70 lbs./ft.



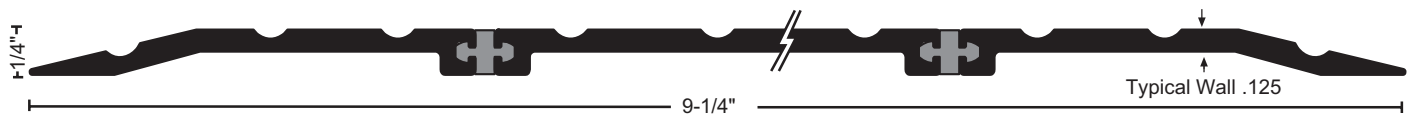
8613 .83 lbs./ft.
8613DKB .83 lbs./ft.



8713 .97 lbs./ft.
8713DKB .97 lbs./ft.



8813 1.11 lbs./ft.
8813DKB 1.11 lbs./ft.



8913 1.29 lbs./ft.
8913DKB 1.29 lbs./ft.



8013 1.42 lbs./ft.
8013DKB 1.42 lbs./ft.