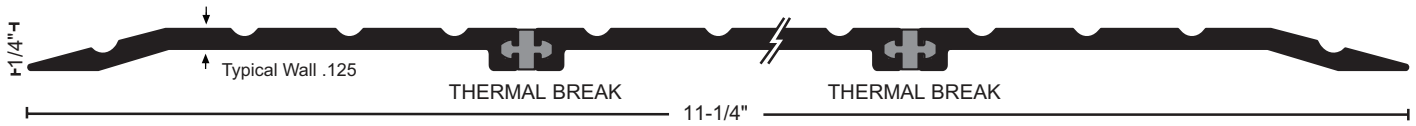


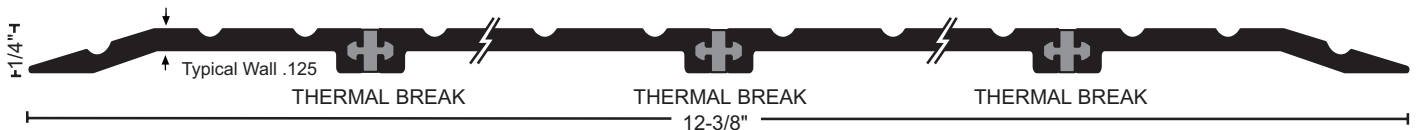
Thermal Break Saddle Thresholds

Thermal Break thresholds feature a rigid thermoplastic spline creating a separation to prevent the transfer of outside temperature and frost through the threshold.

All thresholds this page



8113 1.57 lbs./ft.
8113DKB 1.57 lbs./ft.



8213 1.74 lbs./ft.
8213DKB 1.74 lbs./ft.

MATERIALS & FINISHES

- Aluminum mill finish
- DKB - Aluminum dark bronze finish



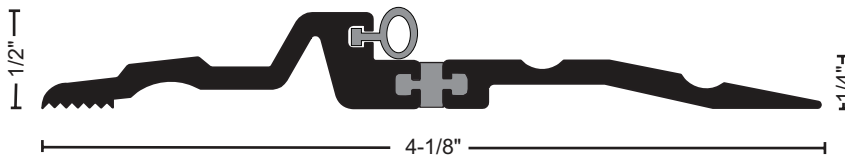
- Optional: Slip Resistant SIA Finish

Thermal Break Bumper Seal Thresholds

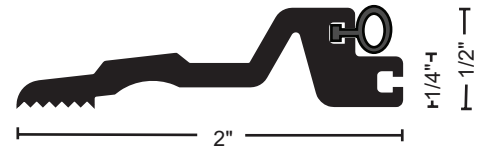
Thermal Break thresholds feature a rigid thermoplastic spline creating a separation to prevent the transfer of outside temperature and frost through the threshold.

FASTENERS

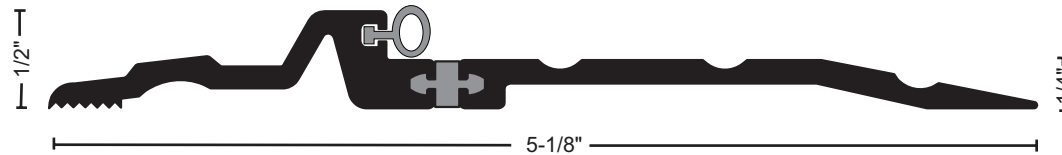
#10 x 1-1/2" FH zinc plated wood screws furnished.
Dark bronze supplied with DKB thresholds.



8433 .69 lbs./ft.
8433DKB .69 lbs./ft.



8423 .41 lbs./ft.
8423DKB .41 lbs./ft.



8533 .83 lbs./ft.
8533DKB .83 lbs./ft.



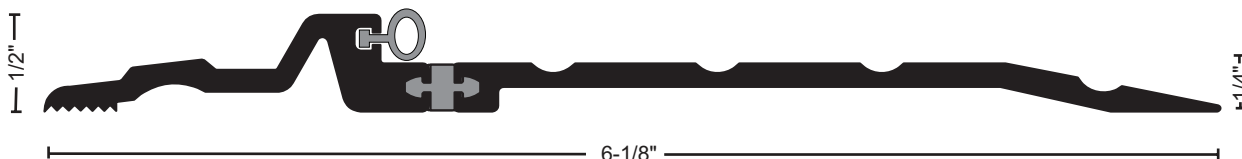
BUMPER SEAL

Seals against the door providing weather resistance

Vinyl ("V") supplied unless other material specified

Options:

- NGP-TPV ("N")
- Silicone ("S")



8633 .97 lbs./ft.
8633DKB .97 lbs./ft.