



GAP90™

Gap Solution for Excessive Fire Door and Frame Clearances — 90 Minute

INSTALLATION INSTRUCTION

For the complete list of GapGuard™ Fire Door Accessories, the most up-to-date product information and installation instructions, scan the QR code or visit ngp.com.



Requires installation of ALL components below:

UL Certified Solution for Fire doors with Excessive clearance between door and frame over $\frac{1}{8}$ ", up to $\frac{5}{16}$ ".

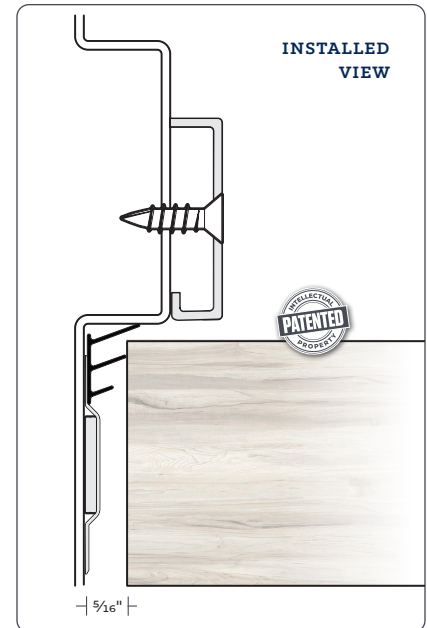
9945 – 16 Gauge Steel Stop Extender:

1. Cut to fit.
 - a. Doors with Parallel Arm Closers and Surface Vertical Rod or Rim Exit Devices; Cut 9945 Steel Stop Extender and omit at closer shoe or exit device strike.
2. Position on frame stop soffit as illustrated.
3. Install with TEK screws provided in all mounting holes, working from one end to the other.


Next install 9400 Intumescent followed by 5075 in the location shown as follows:

9400/9400DKB – Self-Adhesive Intumescent Seal and 5075B/5075CL – Self-Adhesive Smoke Seal:

1. The surface temperature of the frame must be above 50°F for adhesive to bond.
2. Clean frame or door with clean wipe provided remove dust, oil, grease and dirt. Wax coated or high gloss painted surfaces may require roughening with a scotch brite pad or sandpaper so adhesive will bond properly.



3. Measure and pre-cut pieces to fit where seal is to be mounted. Cut around and do not Obstruct any fire label on frame.
4. Remove protective backing 1 to 2 feet at a time.
5. Position on frame where illustrated along entire length, except latchbolt of lock or exit device.
6. Adhere by pressing firmly (approx 15 lbs. pressure required) straight down along entire length of gasketing. Do not remove and relocate.
7. Make sure the seal does not impede proper closing and latching of the door.



GAP90 INSTALLATION INSTRUCTIONS *(CONTINUED)*

For use on up to 90 minute UL10B and UL10C wood or hollow metal fire doors with head and or jamb clearance exceeding $\frac{3}{8}$ ", up to $\frac{5}{16}$ ".

An NGP strike shim 9275 or 9225 is also required for proper latchbolt engagement.

Hinge edge of category B wood doors require a UL certified category G edge seal.

5075 is Smoke & Draft Control Gasketing (Category H) tested to UL 1784; meets requirements of NFPA 105, IBC for use on 'S' label doors.

STORAGE AND SHELF LIFE


The adhesive on this seal has a shelf life of one year stored at 75°F and 50% relative humidity or less

Made in USA



POSITIVE PRESSURE TESTED
MISCELLANEOUS FIRE DOOR
ACCESSORY

9.23



NGP-GAP-GAP90-PRI-0923-A



MEMPHIS | CARSON CITY

NATIONAL GUARD PRODUCTS, INC.

MEMPHIS

4985 East Raines Road
Memphis, TN 38118
orders@ngp.com

CARSON CITY

3689 Arrowhead Drive
Carson City, NV 89706
carsonorders@ngp.com

Fax: (800) 255-7874
Email: info@ngp.com
Quotes: quotes@ngp.com

ngp.com
1-800-NGP-RUSH