

# HEAVY-DUTY THRESHOLDS

All Products On This Page

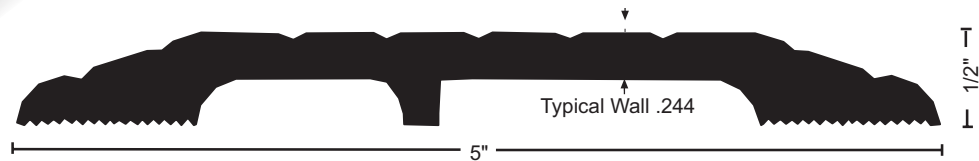


- ▶ For use Where Forklift or Vehicular Traffic Occurs
- ▶ Recommended for Delivery/Storage Doorways Where Heavier Loads Travel
- ▶ BHMA Certified To ANSI A156.21 Heavy-Duty 10,000 Lb. Load Test
- ▶ Optional "SIA" Slip-Resistant Finish Recommended in Moisture Prone Areas



## 425HD

ADA Compliant  
EXTRA Heavy-Duty Aluminum  
Threshold, 1/2" x 5"



**425HD** 1.6 lbs./ft.  
**425HDDBK** 1.6 lbs./ft.



**513HD** 1.4 lbs./ft.  
**513HDDBK** 1.4 lbs./ft.



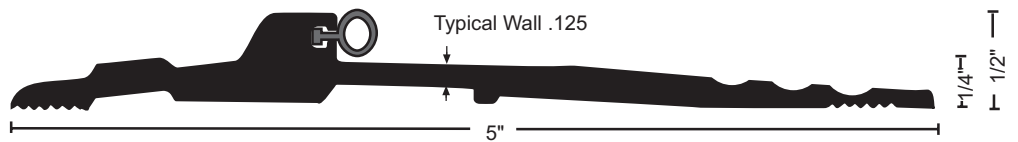
## BUMPER SEAL

Seals Against the Door  
Providing Weather Resistance

### BUMPER SEAL OPTIONS

- V** Vinyl\*\*
- N** NGP-TPV
- S** Silicone

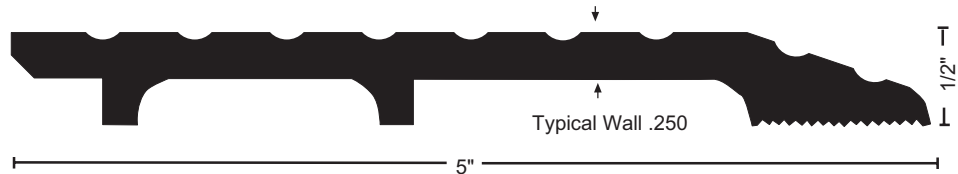
\*\*Vinyl ("V") Supplied Unless Other  
Material Specified



**896HD** 1.01 lbs./ft.  
**896HDDBK** 1.01 lbs./ft.



\* When Installed with the  
Non-Beveled Edge Flush  
with Flooring, or Where  
No Greater Than 1/4"  
Vertical Rise Occurs.



**325HD** 1.65 lbs./ft.  
**325HDDBK** 1.65 lbs./ft.

## MATERIALS & FINISHES

- Aluminum Mill
- DKB - Aluminum Dark Bronze



## OPTIONAL: SIA: SLIP-RESISTANT FINISH

For use in Areas Where  
Conditions can be  
Hazardous and Safety  
is a Priority.

## FASTENERS

- #10 x 1-1/2" FH Zinc-Plated  
Wood Screws Furnished. Dark  
Bronze Supplied With DKB.