

# INTERLOCKING RAMP

## COMPONENTS

All Products On This Page



### RAMPS COMPLY WITH:

- ▶ ADA Standards for Accessible Design
- ▶ ICC/ANSI A117.1 Accessible and Usable Buildings and Facilities

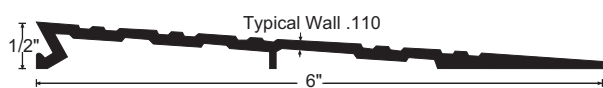
### REQUIREMENTS:

- ▶ Maximum Threshold Height = 1/2"
- ▶ Thresholds Above 1/4" Must be Beveled with a Slope No Greater than 1:2
- ▶ Height Changes Over 1/2" Require use of a Ramp with Slope Not Steeper than 1:12

Illustrations Shown at 50%



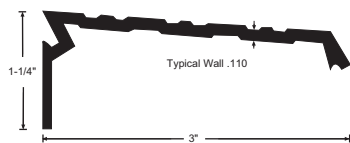
\* When Installed as Part of an Interlocking Ramp Assembly.



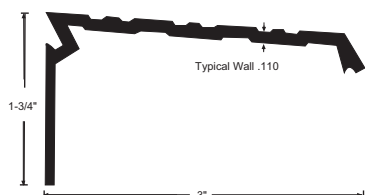
**R50** .94 lbs./ft.  
**R50DKB** .94 lbs./ft.



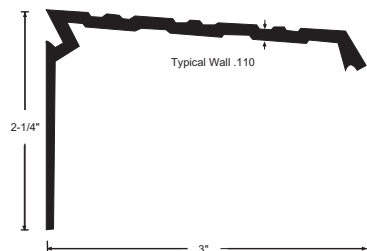
**953** .69 lbs./ft.  
**953DKB** .69 lbs./ft.



**955** .71 lbs./ft.  
**955DKB** .71 lbs./ft.



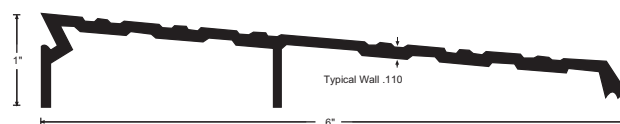
**951** .71 lbs./ft.  
**951DKB** .71 lbs./ft.



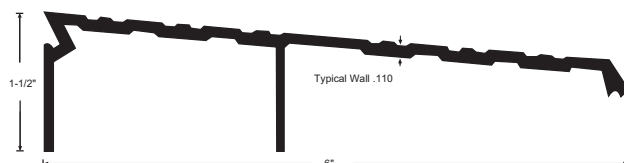
**959** .79 lbs./ft.  
**959DKB** .79 lbs./ft.



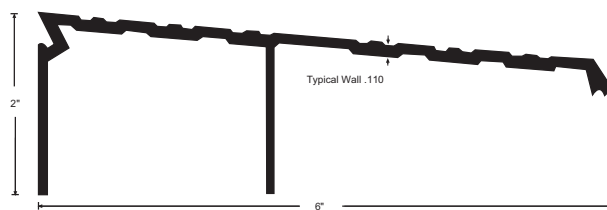
**957** .93 lbs./ft.  
**957DKB** .93 lbs./ft.



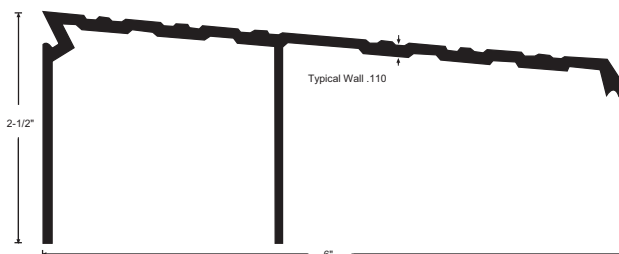
**954** 1.12 lbs./ft.  
**954DKB** 1.12 lbs./ft.



**962** 1.23 lbs./ft.  
**962DKB** 1.23 lbs./ft.



**961** 1.34 lbs./ft.  
**961DKB** 1.34 lbs./ft.



**960** 1.76 lbs./ft.  
**960DKB** 1.76 lbs./ft.