



FOR 1 3/8" OR 1 3/4" THICK DOORS AND 1/4" TO 1" GLASS

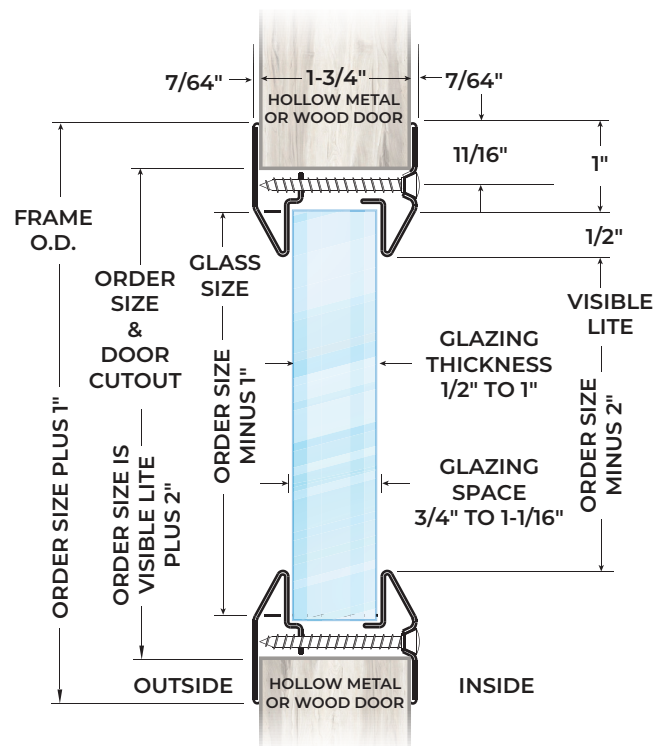
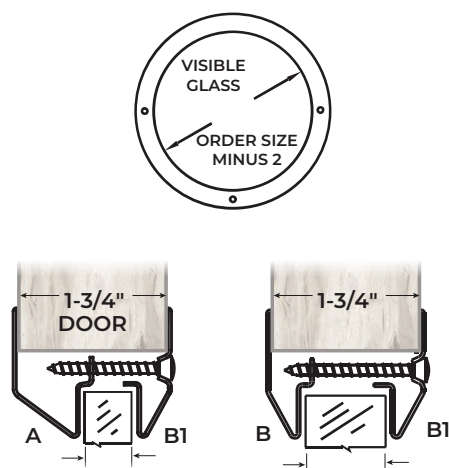
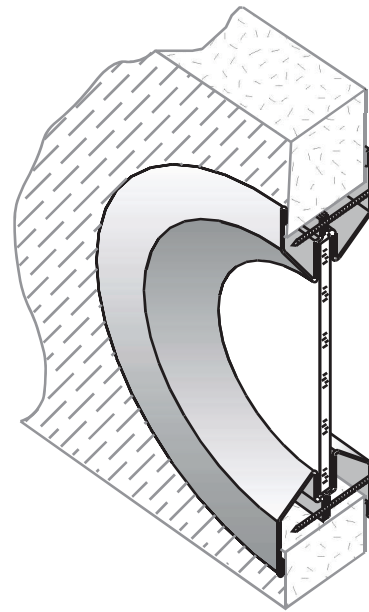
- 20 Ga. Galvanized Steel
- Available in 12" and 18" Sizes
- Countersunk Mounting Screw-Holes
- #8 X 1 3/4" Phillips Head SMS
- Gray Primer

Required Information

- Specify Glass Thickness on Order
- Specify Door Thickness on Order if Other Than 1 3/4"
- See Page L11 for Possible Door and Glass Thickness Combinations

Available Options

- Powder Coat Color Options - See Page L3
- Torx Security Screws
- Zinc Electroplating
- Glass & Glazing Tape - See Glass Section



Not To Scale

Designed for Use on 1 3/4" Thick Doors Manufactured Within Door Industry Tolerance of +/- 1/16".