

NEOPRENE, NYLON BRUSH, DOUBLE FIN

DOOR SHOES

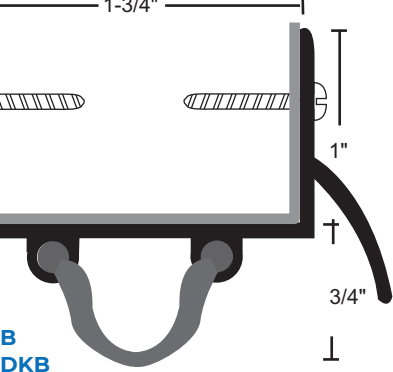
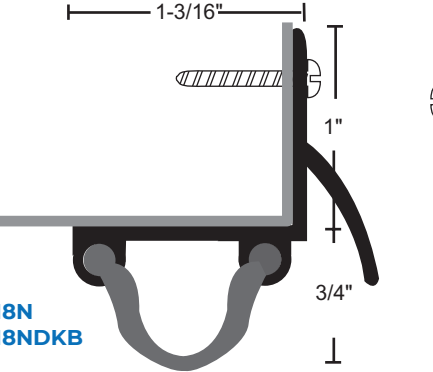
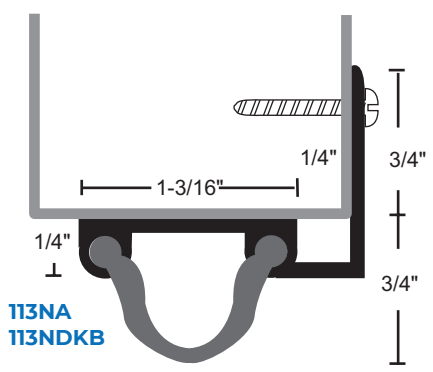
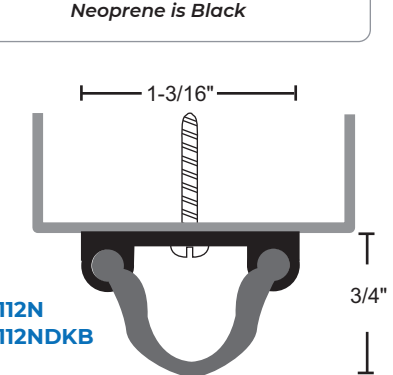
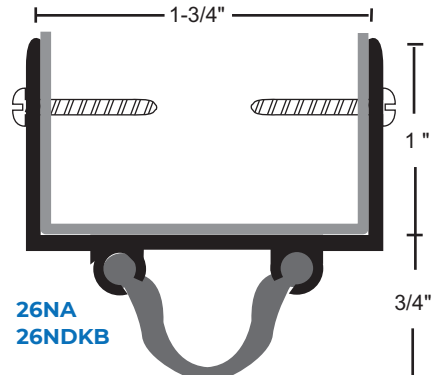
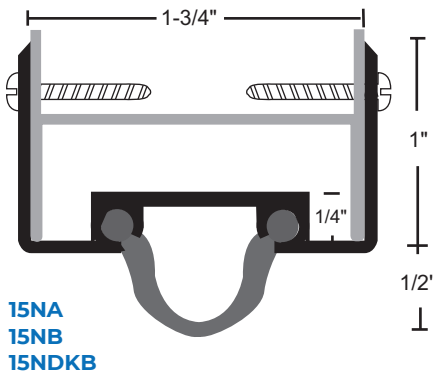
NEOPRENE DOOR SHOES

- ▶ #6 x 3/4" Stainless Steel Sheet Metal Screws Furnished
- ▶ Screw Holes Slotted for Adjustment



PRODUCT# SUFFIX	FINISH
A	Anodized Aluminum
B	Gold
DKB	Dark Bronze
None	Mill Aluminum

Neoprene is Black



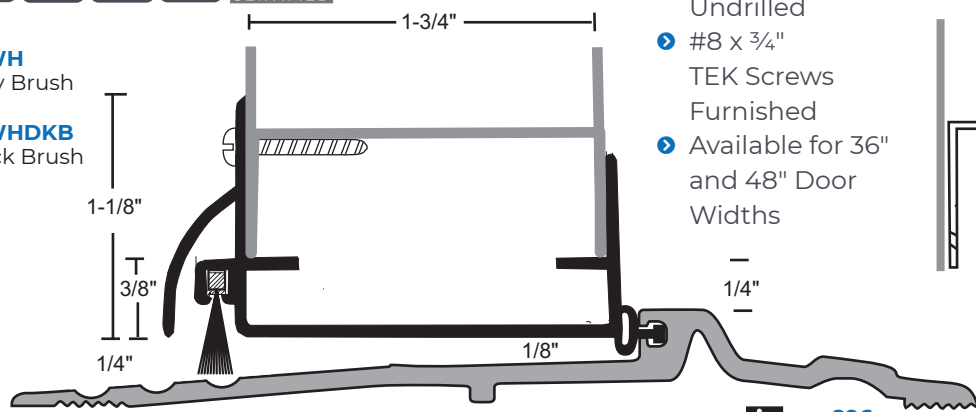
NYLON BRUSH DOOR SHOE

- ▶ #6 x 3/4" Stainless Steel SMS Furnished
- ▶ Screw Holes Slotted for Adjustment



95WH
Gray Brush

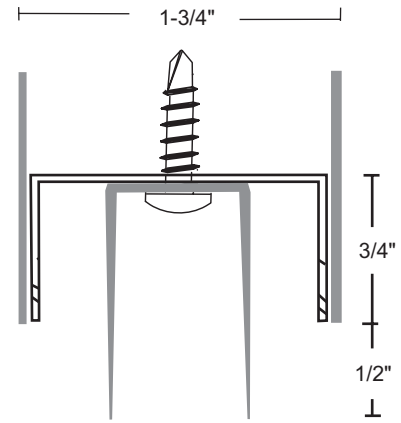
95WHDKB
Black Brush



Designed for use on standard 3/4" undercut door used with NGP 896 V, N, or S ADA compliant threshold as shown

DOUBLE FIN DOOR SHOE

- ▶ Rigid Polypropylene Top with Flexible TPV Fins
- ▶ Designed for Hollow Metal Doors with Inverted Bottom Channel
- ▶ Furnished Undrilled
- ▶ #8 x 3/4" TEK Screws Furnished
- ▶ Available for 36" and 48" Door Widths



331
Black

896
896DKB
Threshold