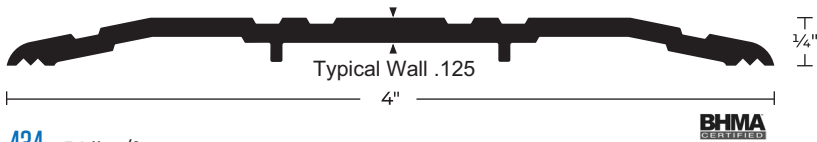
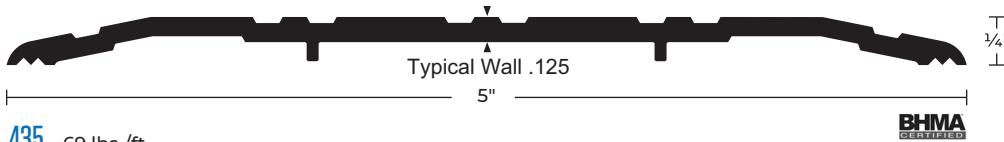


SADDLE THRESHOLDS

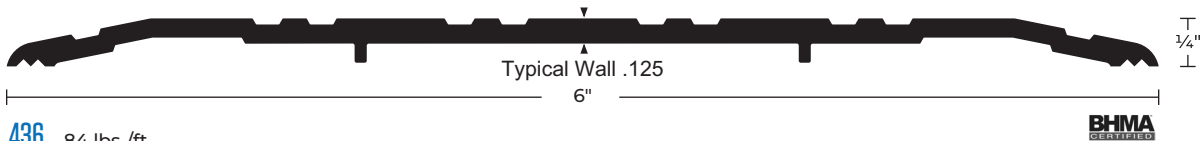
All Products On This Page



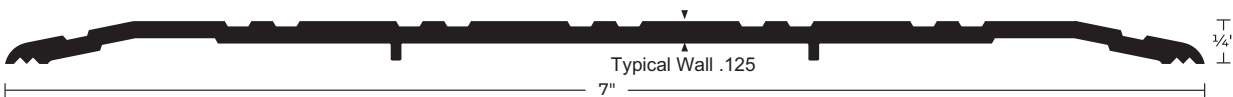
434 .54 lbs./ft.
434DKB .54 lbs./ft.



435 .69 lbs./ft.
435DKB .69 lbs./ft.



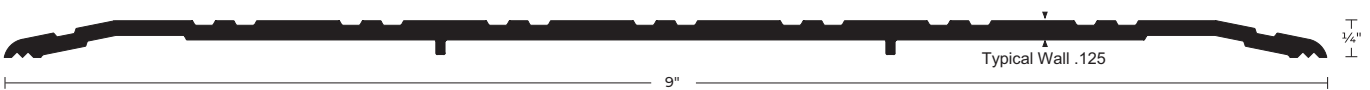
436 .84 lbs./ft.
436DKB .84 lbs./ft.



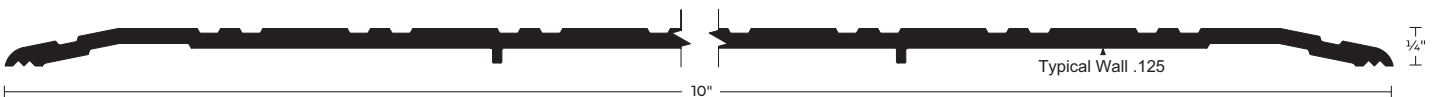
437 .99 lbs./ft.
437DKB .99 lbs./ft.



438 1.14 lbs./ft.
438DKB 1.14 lbs./ft.



439 1.28 lbs./ft.
439DKB 1.28 lbs./ft.



440 1.43 lbs./ft.
440DKB 1.43 lbs./ft.

MATERIALS & FINISHES

- Mill Aluminum
- DKB - Aluminum Dark Bronze/Black Anodized

FASTENERS

- #10 x 1-1/2" FH Zinc-Plated Wood Screws Furnished. Dark Bronze Supplied With DKB.