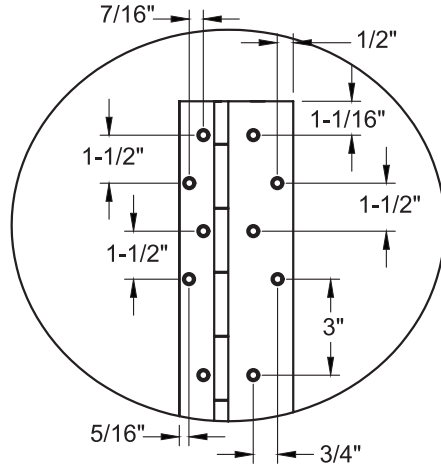
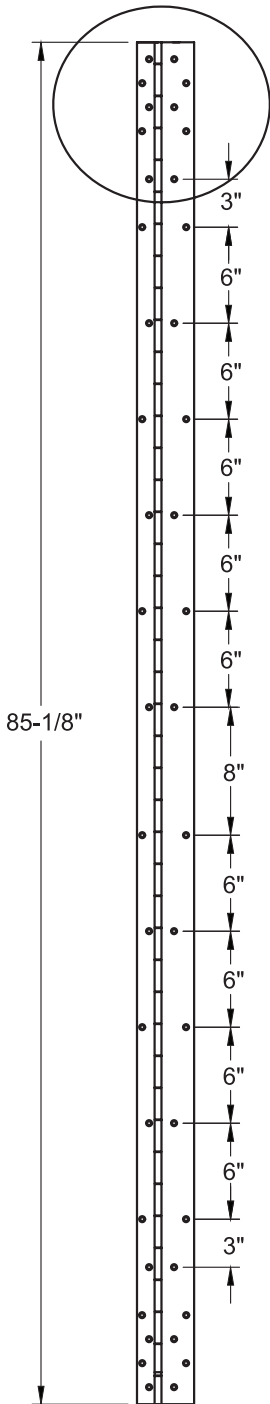
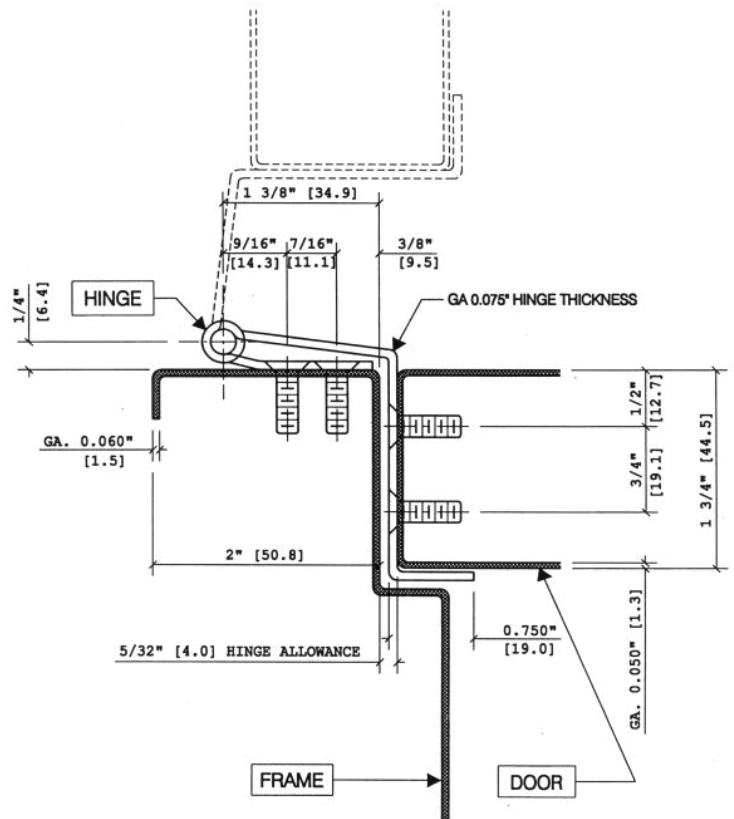


MODEL SS311



SWING CLEAR HINGE GUARD



Recommended Total Door Under-sizing:
 Single Square Edge Door -9/32" Pair of Doors, each leaf, Square Edge Doors -7/32"
 Single Bevel Edge Door -7/16" Pair of Doors, each leaf, Bevel Edge Doors -1/4"

A	ORIGINAL		
REV	DESCRIPTION	DATE	APPR'D
REVISION HISTORY			
National Guard Products, Inc.			
4985 E. Raines Rd. Memphis TN 38118		Phone: 1 (800) 647-7874 Fax: 1 (800) 255-7874	
TITLE: SS311 85			
DRAWN BY:	SCALE: N/A	DATE:	TEMPLATE NO: