

# STAINLESS STEEL

## 1/2" SADDLE THRESHOLDS

All Products On This Page

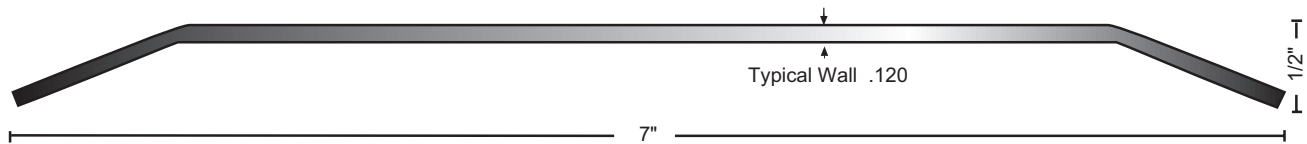
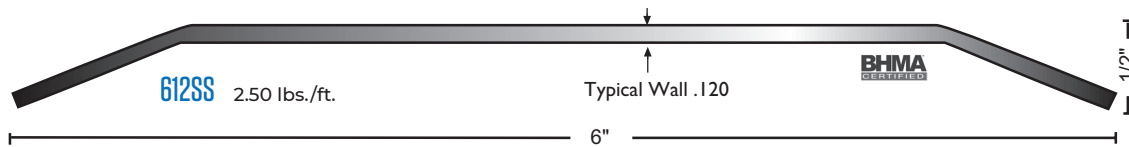
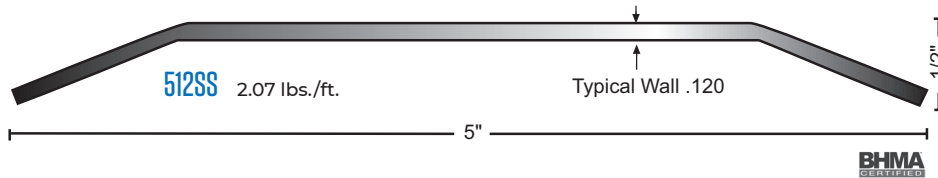
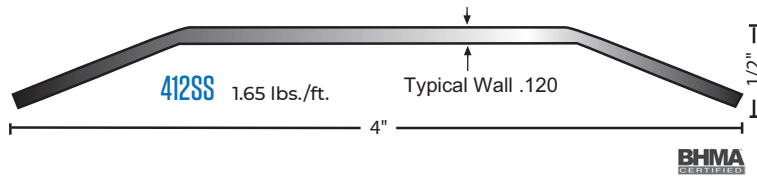


- Widths and Heights Other Than Shown Are Available Upon Request
- Return Closed Ends Are Available - See Page T5
- Stainless Steel Thresholds Are Type #304, Mill Finish



### 412SS

Stainless Steel Saddle Threshold, 1/2" x 4"



712SS	2.95 lbs./ft.	7"
812SS	3.38 lbs./ft.	8"
912SS	3.81 lbs./ft.	9"
1012SS	4.25 lbs./ft.	10"

### MATERIALS & FINISHES

#304 Stainless Steel, Mill Finish

#### Optional Finishes

- POL - Polished US32, 629
- BRUSHED - Brushed US32D, 630



### OPTIONAL SIA SLIP-RESISTANT FINISH

For Use in Areas Where Conditions Can Be Hazardous and Safety Is a Priority.

### FASTENERS

- #10 x 1-1/2" FH Stainless Steel Wood Screws