

THERMAL BREAK

SADDLE THRESHOLDS

All Products On This Page



Thermal Break Thresholds Feature a Rigid Thermoplastic Spline Creating a Separation to Prevent the Transfer of Outside Temperature and Frost Through the Threshold.

MATERIALS & FINISHES

- Aluminum Mill
- DKB - Aluminum Dark Bronze



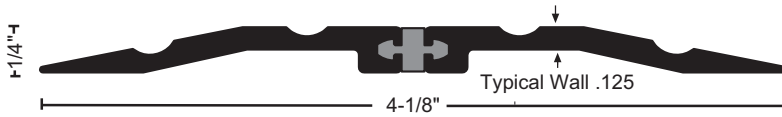
OPTIONAL:

SIA: SLIP-RESISTANT FINISH

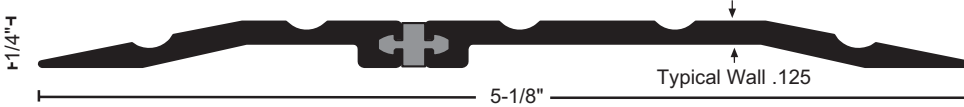
For use in Areas Where Conditions can be Hazardous and Safety is a Priority.

FASTENERS

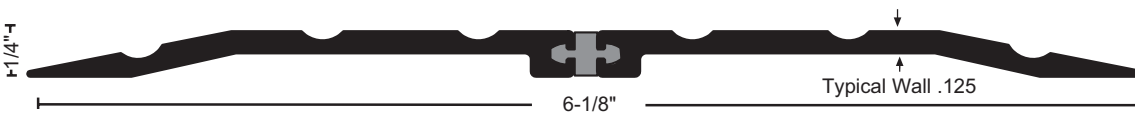
- #10 x 1-1/2" FH Zinc-Plated Wood Screws Furnished. Dark Bronze Supplied with DKB.



8413 .57 lbs./ft.
8413DKB .57 lbs./ft.



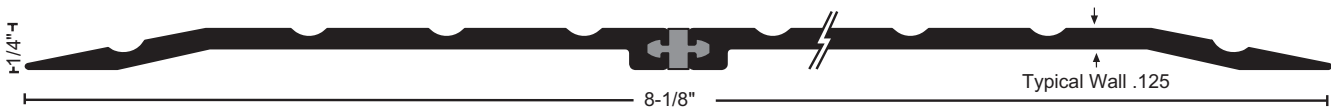
8513 .70 lbs./ft.
8513DKB .70 lbs./ft.



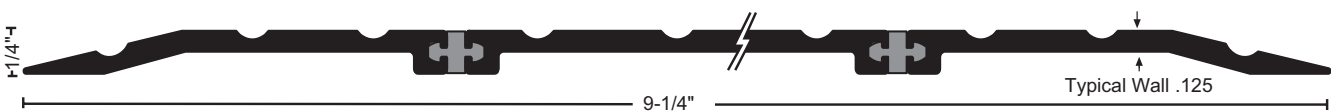
8613 .83 lbs./ft.
8613DKB .83 lbs./ft.



8713 .97 lbs./ft.
8713DKB .97 lbs./ft.



8813 1.11 lbs./ft.
8813DKB 1.11 lbs./ft.



8913 1.29 lbs./ft.
8913DKB 1.29 lbs./ft.



8013 1.42 lbs./ft.
8013DKB 1.42 lbs./ft.